

ASSEMBLY INSTRUCTIONS
COASTER FINE FURNITURE



Fine Furniture for every stage of life

224031Q (B1-B3)
Queen Bed

ITEM: 224031Q (B1-B3)



ASSEMBLY INSTRUCTIONS

ASSEMBLY TIPS:

1. Remove hardware from box and sort by size.
2. Please check to see that all hardware and parts are present prior to start of assembly.
3. Please follow attached instruction in the same sequence as numbered to assure fast and easy assembly.



WARNING !

1. Don't attempt to repair or modify parts that are broken or defective. Please contact the store immediately.
2. This product is for home use only and not intended for commercial establishment.



ASSEMBLY TIME

25 MINUTES

PARTS IDENTIFICATION

B1 (BOX 1)

A	HEADBOARD PANEL		1PC
B	HEADBOARD BOTTOM RAIL		1PC
C	RIGHT HEADBOARD LEG		1PC
D	LEFT HEADBOARD LEG		1PC

B2 (BOX 2)

E	FOOTBOARD PANEL		1PC
F	FOOTBOARD LEG		2PCS

B3 (BOX 3)

G	BED RAIL		2PCS
H	BED SLAT		4PCS
I	BED SLAT SUPPORT WITH LEVELER		4PCS
HB	224031Q (B1) *FROM BOX 1 HEADBOARD COMPLETE		1PC
FB	224031Q (B2) *FROM BOX 2 FOOTBOARD		1PC

ITEM: 224031Q (B1-B3)



ASSEMBLY INSTRUCTIONS

ASSEMBLY TIPS:

1. Remove hardware from box and sort by size.
2. Please check to see that all hardware and parts are present prior to start of assembly.
3. Please follow attached instruction in the same sequence as numbered to assure fast and easy assembly.











WARNING !

1. Don't attempt to repair or modify parts that are broken or defective. Please contact the store immediately.
2. This product is for home use only and not intended for commercial establishment.

HARDWARE IDENTIFICATION





Z-B1 (BOX 1) - HARDWARE PACK IS LOCATED IN 224031Q (B1)

1	BIG BOLT (M8 x 50mm - BLK)		6PCS	5	SMALL BOLT (M6 x 40mm - BLK)		2PCS
2	BIG LOCK WASHER (M8 - BLK)		6PCS	6	SMALL LOCK WASHER (M6 - BLK)		2PCS
3	BIG FLAT WASHER (M8 - BLK)		6PCS	7	SMALL FLAT WASHER (M6 - BLK)		2PCS
4	BIG ALLEN WRENCH (M5 x 65mm - BLK)		1PC	8	SMALL ALLEN WRENCH (M4 x 65mm - BLK)		1PC

Z-B2 (BOX 2) - HARDWARE PACK IS LOCATED IN 224031Q (B2)

9	THREADED BOLT (3/8" x 2 3/4" - SR)		2PCS
---	--	---	------

Z-B3 (BOX 3) - HARDWARE PACK IS LOCATED IN 224031Q (B3)

10	THREADED BOLT (M8 x 100mm - RBW)		8PCS	12	WRENCH (M13 - SR)		1PC
11	HEX NUT (M8 x 15mm - RBW)		8PCS	13	PAN HEAD SCREW (4 x 1 1/4" - SR)		8PCS

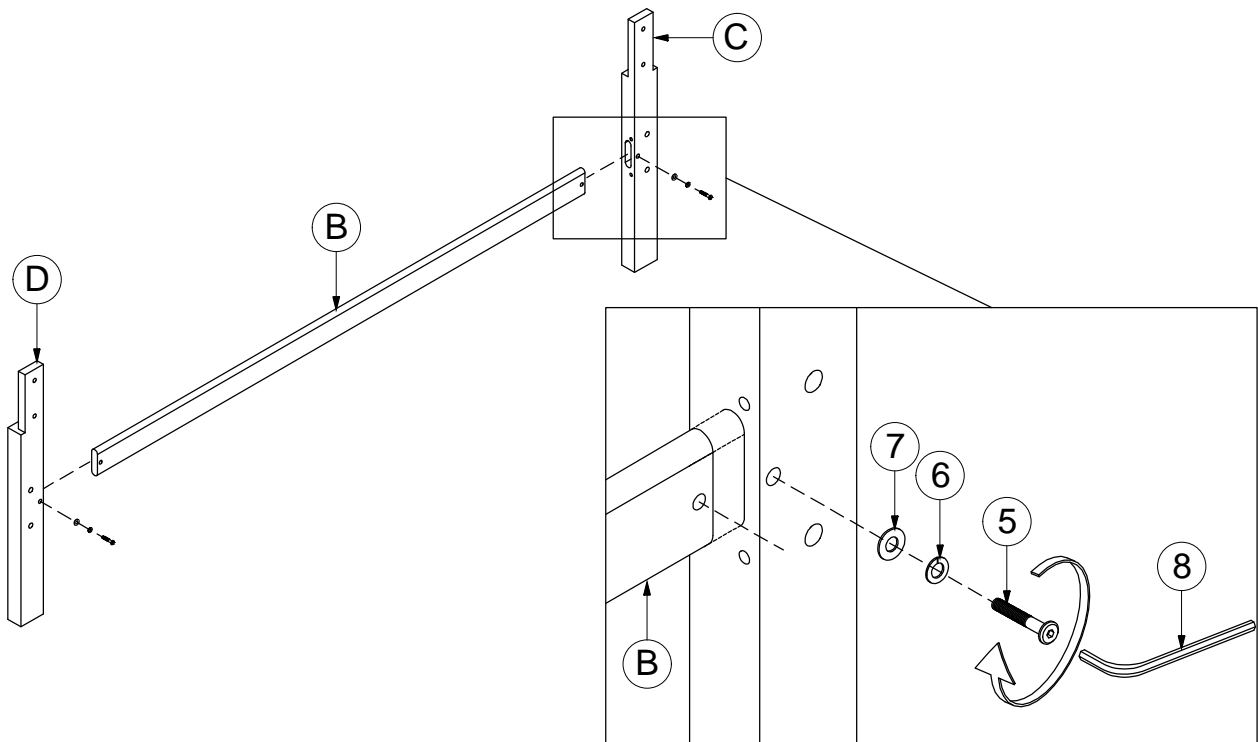
NOTE :

Philips head screw driver is required in the assembly process; however, manufacturer does not provide this item.

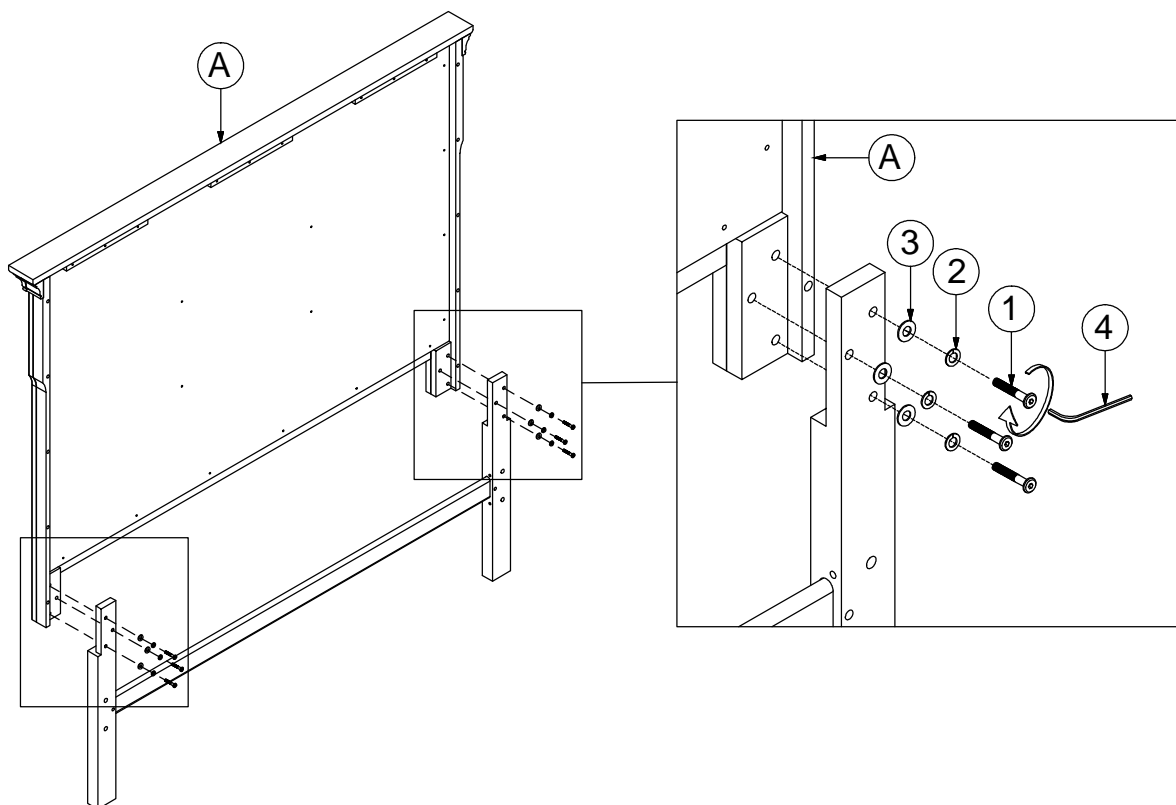
ITEM: 224031Q (B1-B3)

ASSEMBLY INSTRUCTIONS

STEP 1



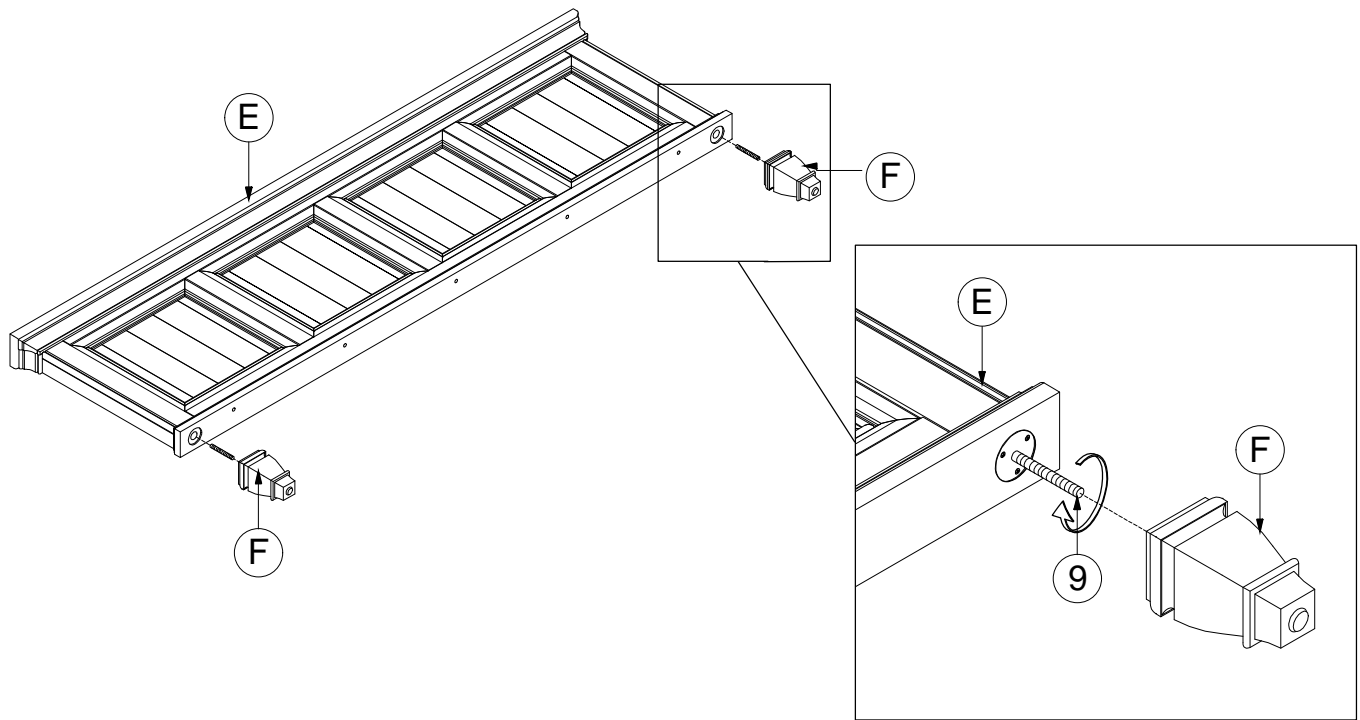
STEP 2



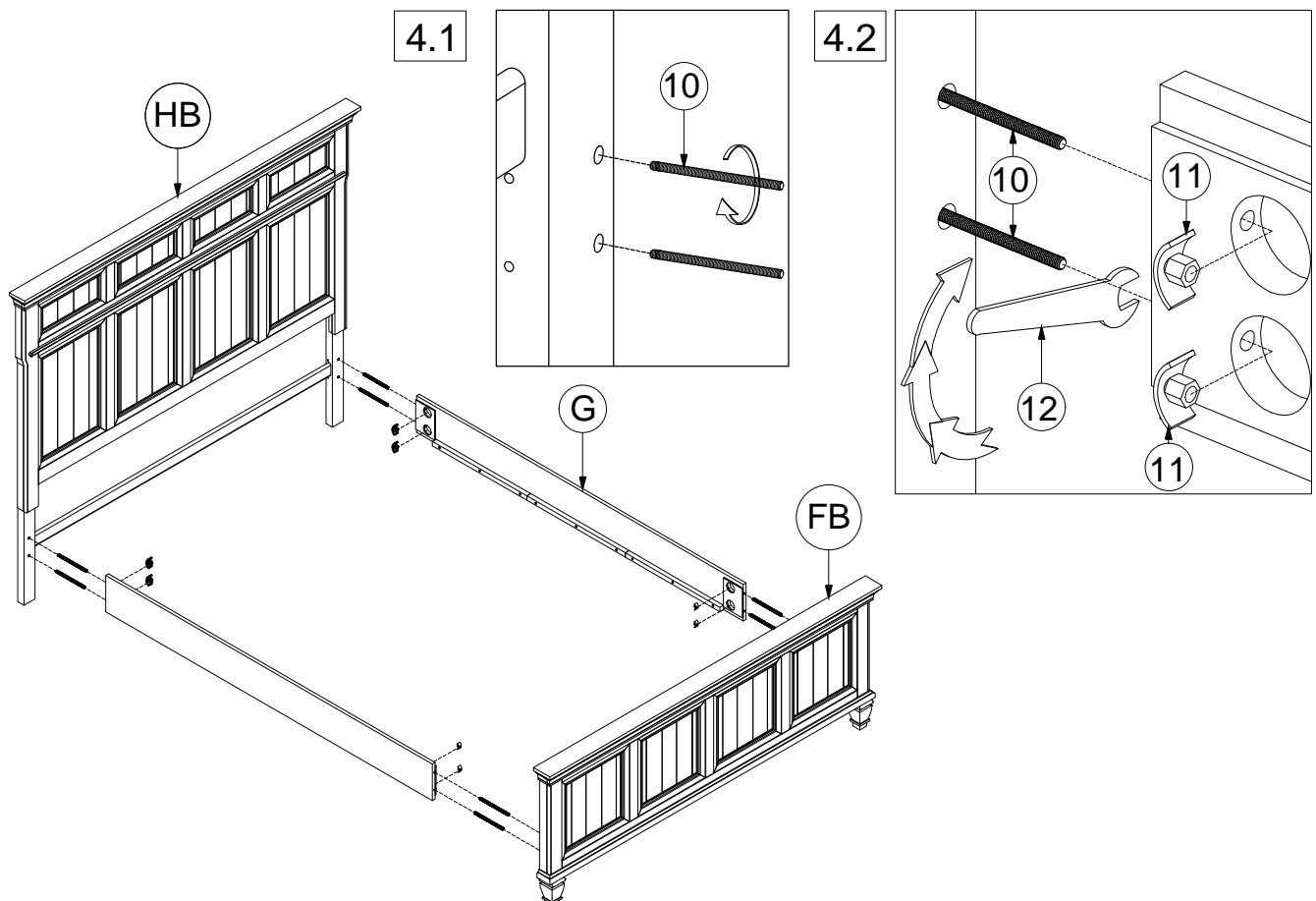
ITEM: 224031Q (B1-B3)

ASSEMBLY INSTRUCTIONS

STEP 3



STEP 4

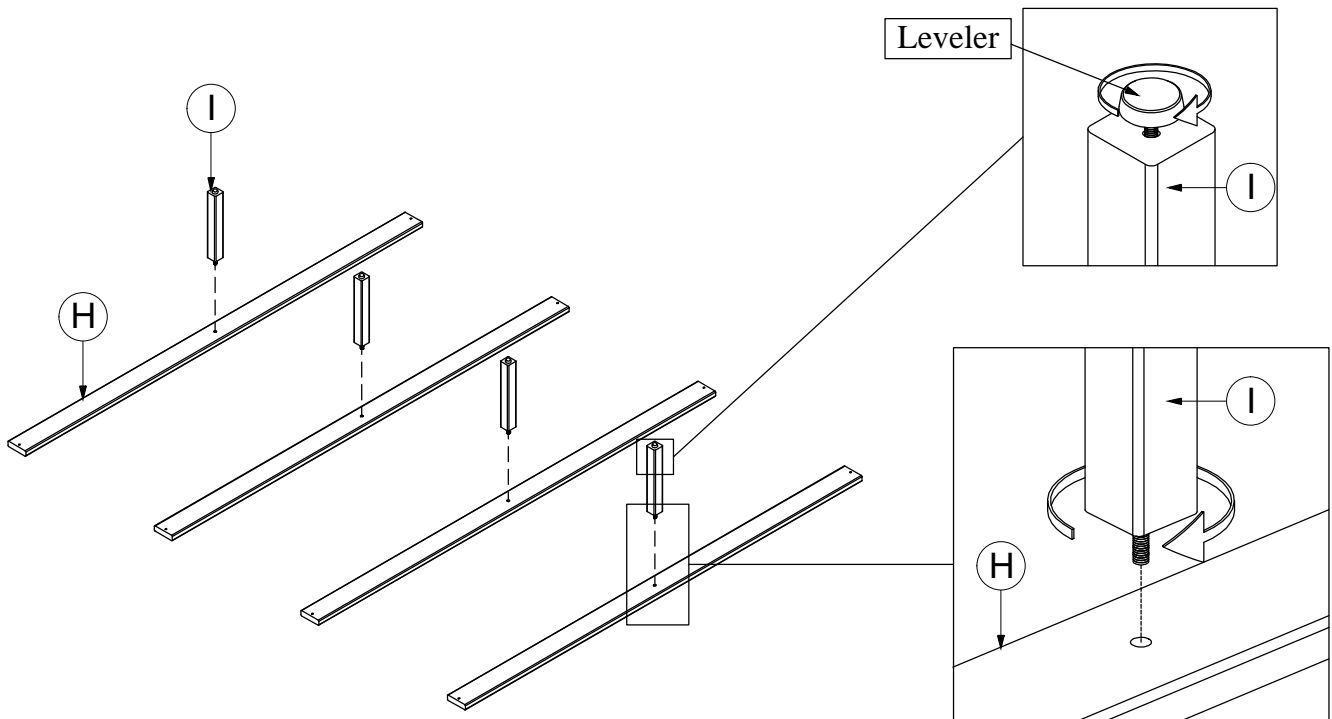


ITEM: 224031Q (B1-B3)

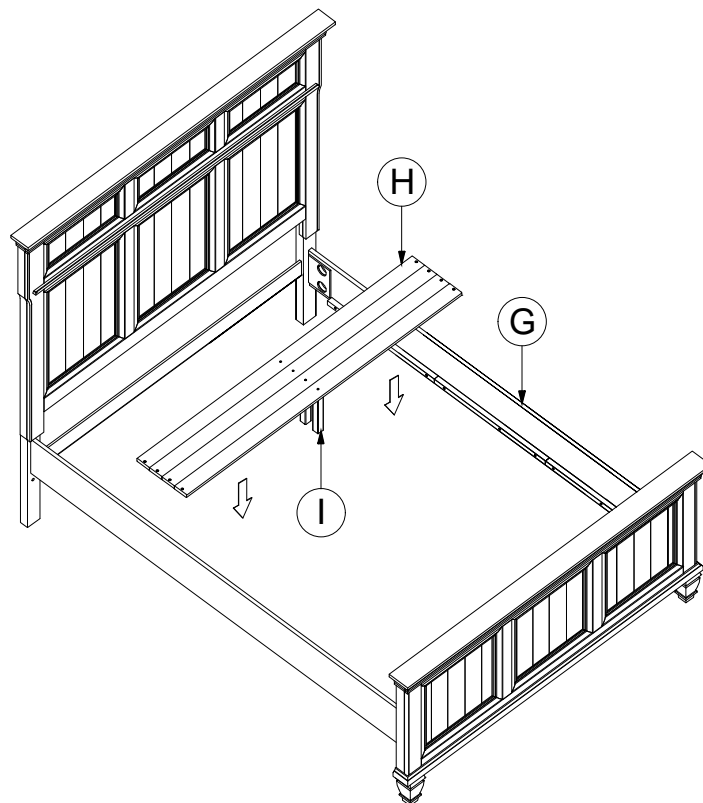
ASSEMBLY INSTRUCTIONS



STEP 5



STEP 6

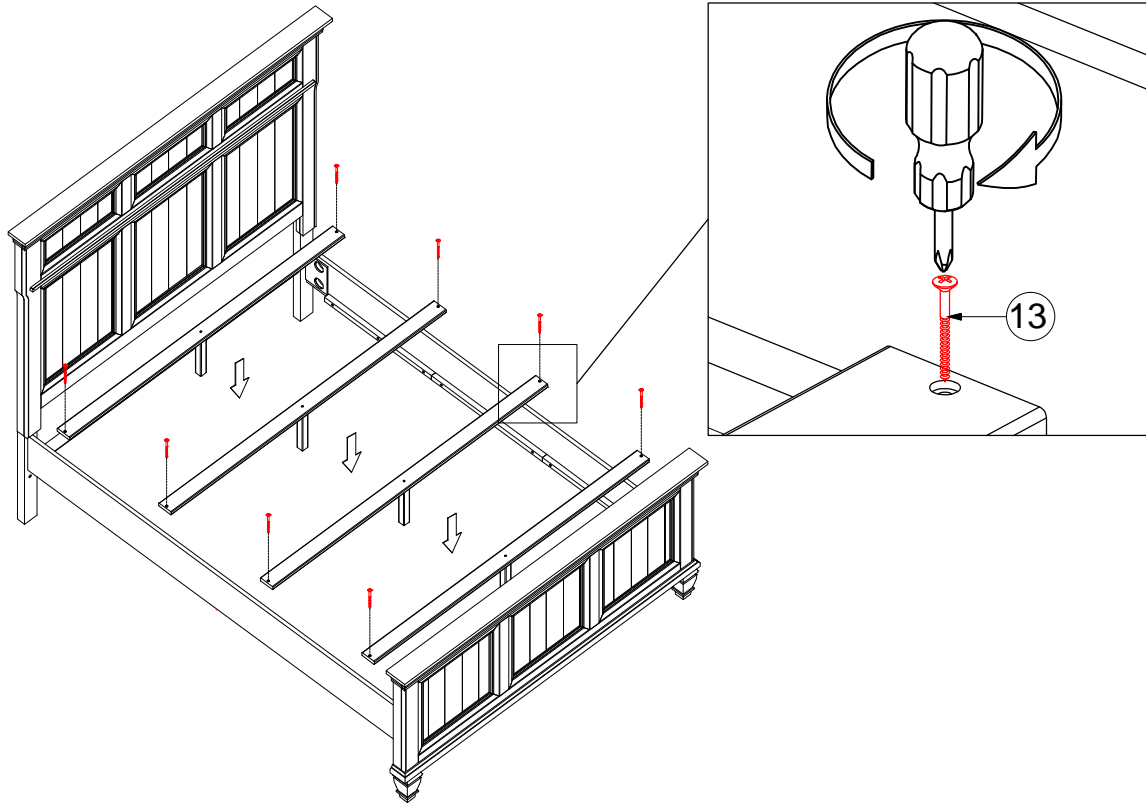


ITEM: 224031Q (B1-B3)


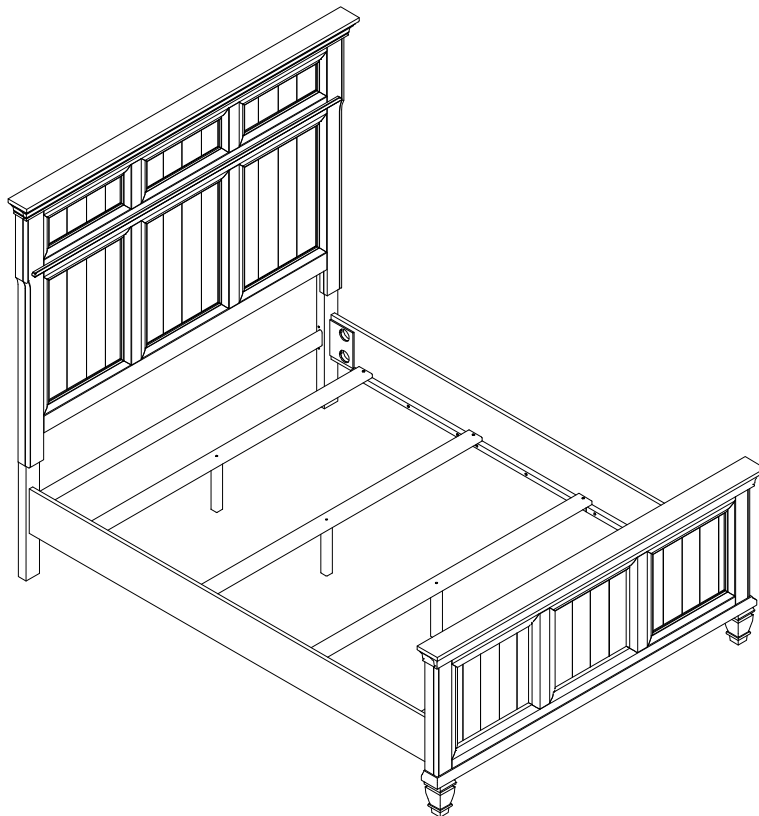
ASSEMBLY INSTRUCTIONS



STEP 7



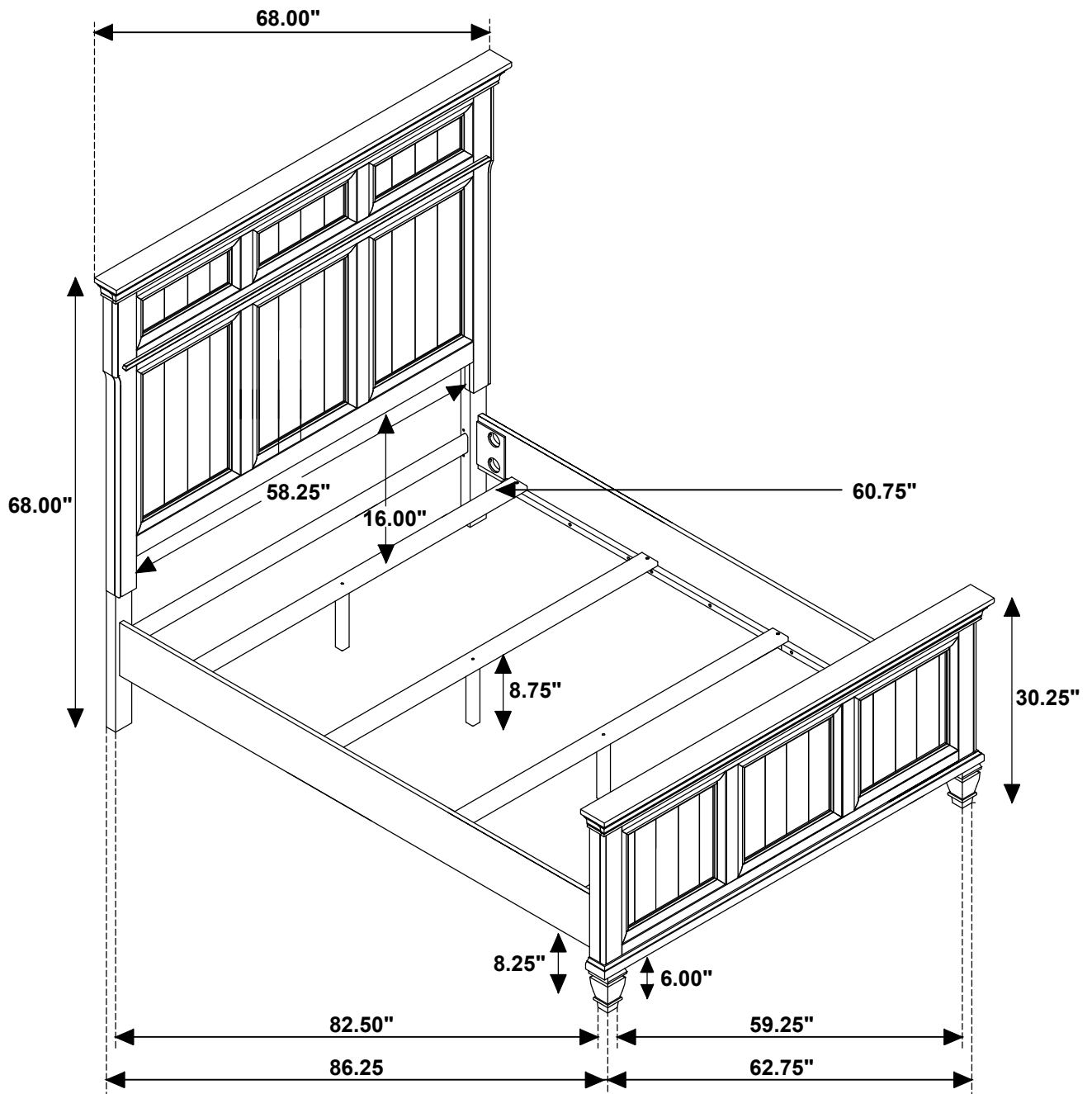
STEP 8 COMPLETE



ITEM: **224031Q (B1-B3)**



Inner Size : 61.00"W X 81.00"D



Note : Dimension tolerance $\pm 5\%$