

ASSEMBLY INSTRUCTIONS
COASTER FINE FURNITURE



Fine Furniture for every stage of life

300007Q(B1&B2)
Queen Bed

ITEM: 30007Q(B1&B2)

ASSEMBLY INSTRUCTIONS

ASSEMBLY TIPS:

1. Remove hardware from box and sort by size.
2. Please check to see that all hardware and parts are present prior to start of assembly.
3. Please follow attached instructions in the same sequence as numbered to assure fast & easy assembly.



WARNING!

1. Don't attempt to repair or modify parts that are broken or defective. Please contact the store immediately.
2. This product is for home use only and not intended for commercial establishments.



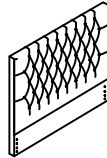
ASSEMBLY TIME

15 MINUTES

PARTS IDENTIFICATION

B1 (BOX 1)

AV HEADBOARD PANEL



1PC

BV HEADBOARD LEG



2PCS

B2 (BOX 2)

CV FOOTBOARD LEG



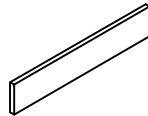
2PCS

DV BED RAIL



2PCS

EV FOOTBOARD PANEL




1PC

FV BED SLAT



3PCS

GV BED SLAT SUPPORT WITH LEVELER



3PCS

HV HEADBOARD CORNER BRACKET-LEFT



1PC

IV HEADBOARD CORNER BRACKET-RIGHT



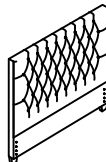
1PC

JV FOOTBOARD CORNER BRACKET



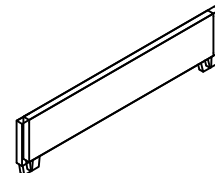
2PCS

HBV 30007Q(B1)
FROM BOX 1
HEADBOARD
COMPLETE



1PC

FBV 30007Q(B2)
FROM BOX 2
FOOTBOARD
COMPLETE



1PC

ITEM: 300007Q(B1&B2)

ASSEMBLY INSTRUCTIONS

ASSEMBLY TIPS:

1. Remove hardware from box and sort by size.
2. Please check to see that all hardware and parts are present prior to start of assembly.
3. Please follow attached instructions in the same sequence as numbered to assure fast & easy assembly.






WARNING!






1. Don't attempt to repair or modify parts that are broken or defective. Please contact the store immediately.
2. This product is for home use only and not intended for commercial establishments.

HARDWARE IDENTIFICATION

Z-B1(BOX1)-HARDWARE PACK IS LOCATED IN 300007Q(B1)

1	ALLEN WRENCH (5mm - RBW)		1PC	2	FLAT WASHER (Ø5/16' - RBW)		2PCS
3	BOLT (Ø5/16"x 70mm-RBW)		2PCS				

Z-B2(BOX2)-HARDWARE PACK IS LOCATED IN 300007Q(B2)

4	ALLEN WRENCH (5mm - RBW)		1PC	5	FLAT WASHER (Ø5/16' - RBW)		24PCS
6	LONG BOLT (Ø5/16"x 70mm-RBW)		2PCS	7	FLAT HEAD SCREW (M4 x 30mm - RBW)		6PCS
8	SHORT BOLT (Ø5/16"x 25mm-RBW)		22PCS				

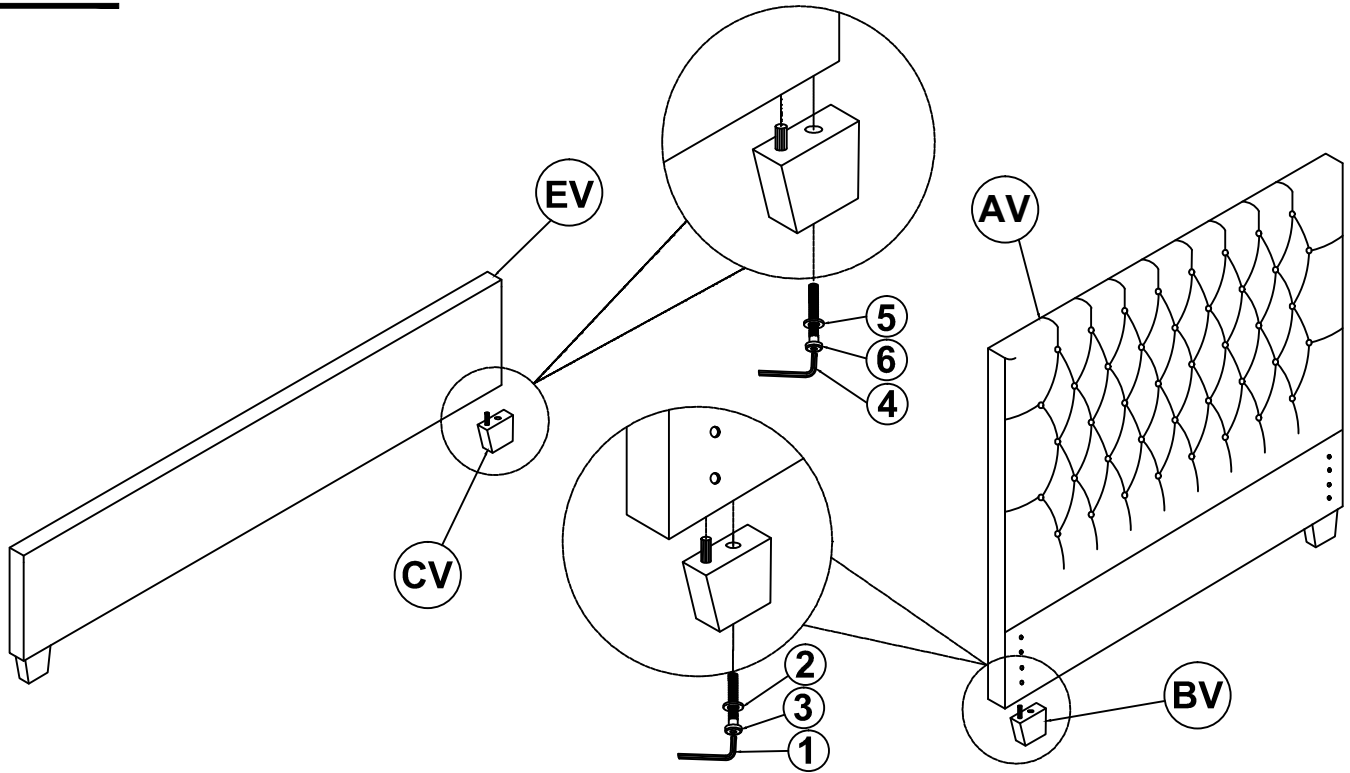
NOTE:

Phillips head screw driver is required in the assembly process; however, manufacturer does not provide this item.

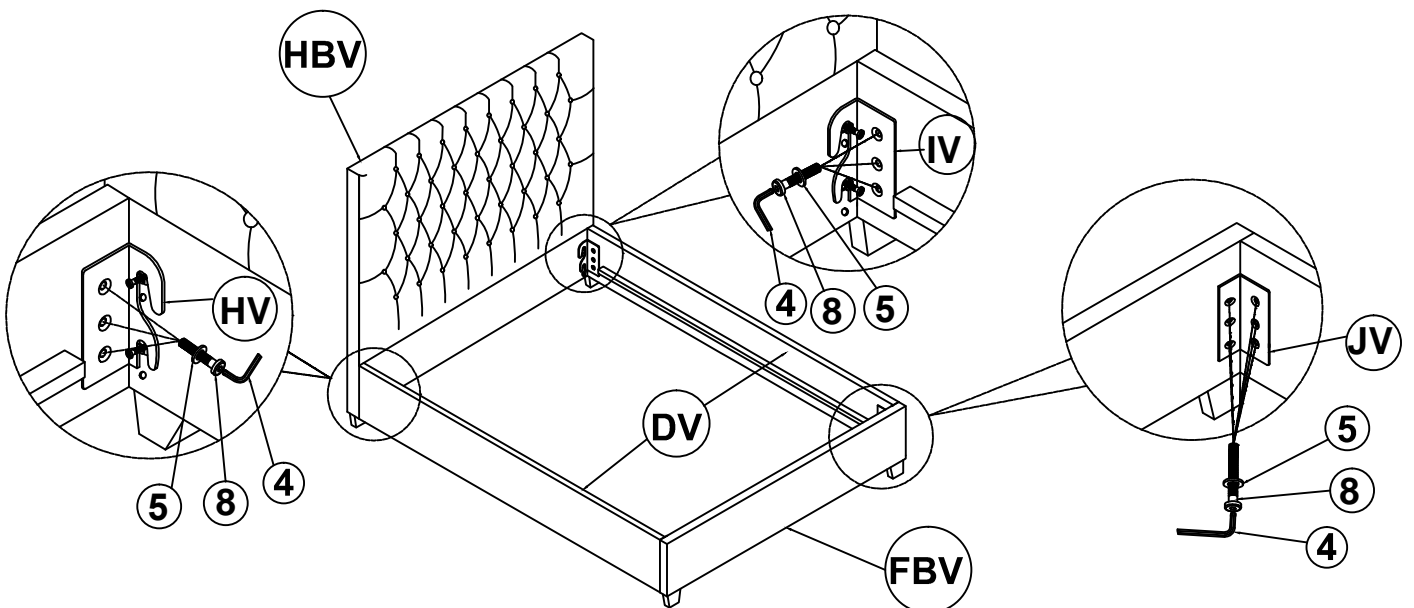
ITEM: 300007Q(B1&B2)

ASSEMBLY INSTRUCTIONS

STEP 1



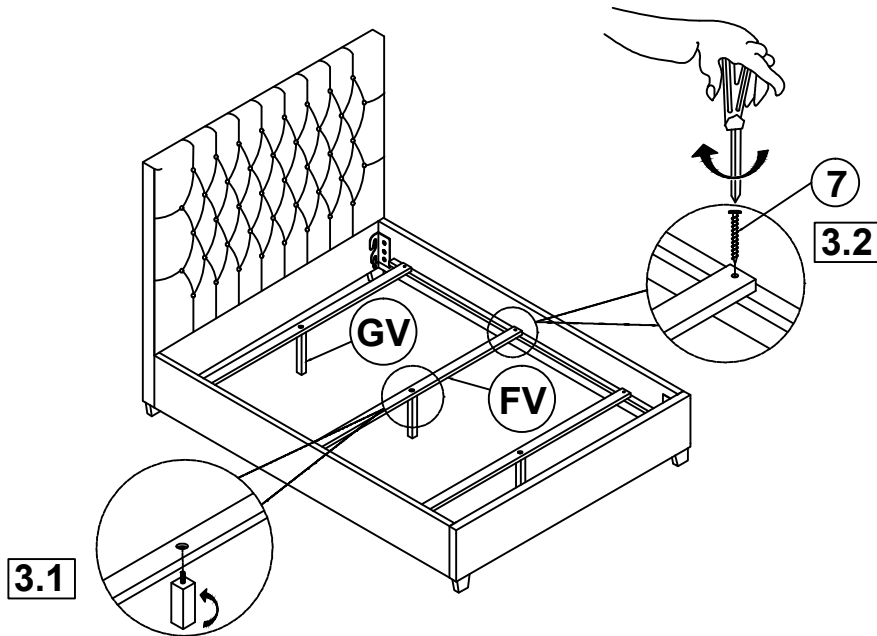
STEP 2



ITEM: 300007Q(B1&B2)

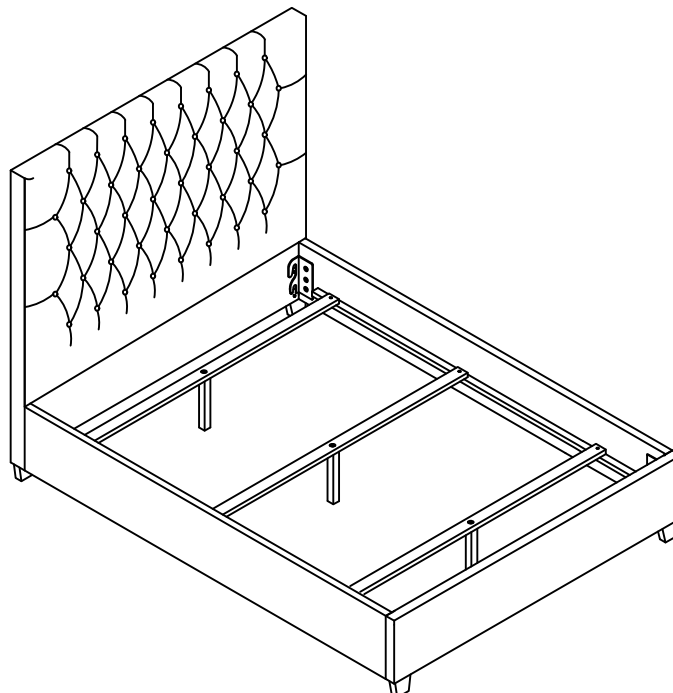
ASSEMBLY INSTRUCTIONS

STEP 3



STEP 4

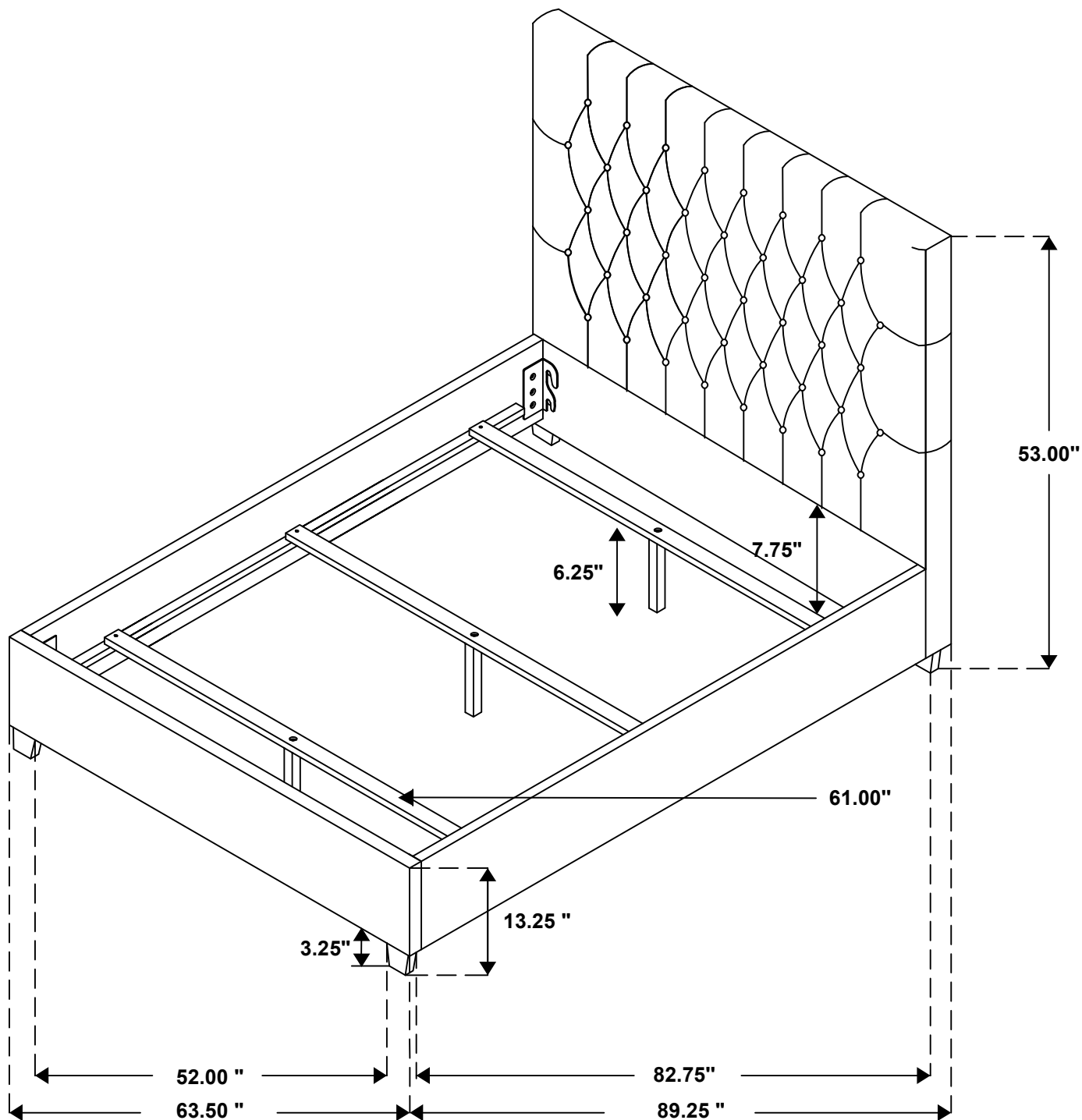
COMPLETE



ITEM: **300007Q(B1&B2)**



Inner Size: 61.00"W X 81.25"D



Note: Dimension tolerance $\pm 5\%$