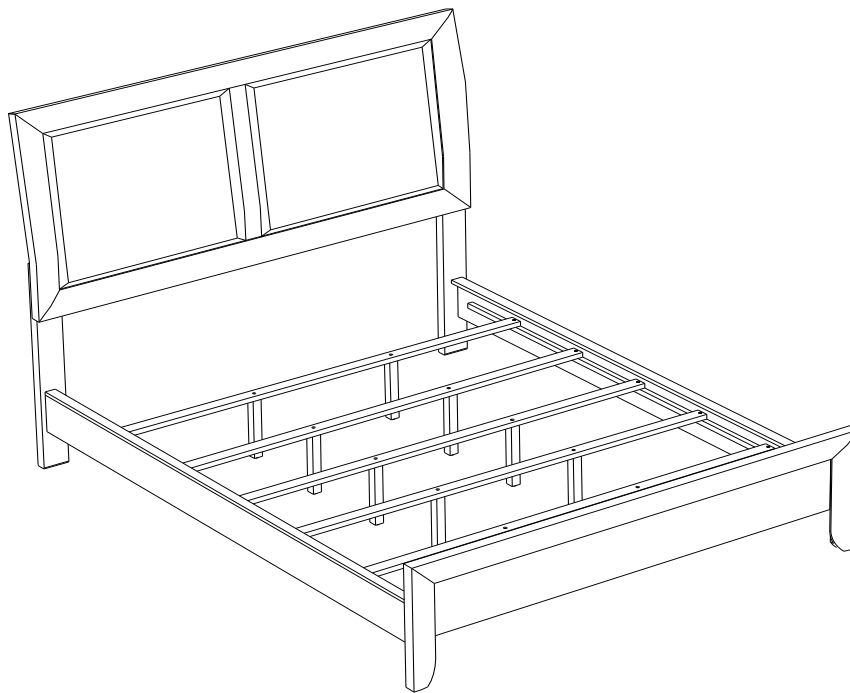


ASSEMBLY INSTRUCTIONS
COASTER FINE FURNITURE



Fine Furniture for every stage of life

200701KW (B1-B3)
California King Bed

REVISION 0 : 01/05/2009
REVISION 1 : 01/09/2012
REVISION 2 : 12/22/2020

ITEM: 200701KW (B1-B3)



ASSEMBLY INSTRUCTIONS

ASSEMBLY TIPS:

1. Remove hardware from box and sort by size.
2. Please check to see that all hardware and parts are present prior to start of assembly.
3. Please follow attached instructions in the same sequence as numbered to assure fast & easy assembly.



WARNING!

1. Don't attempt to repair or modify parts that are broken or defective. Please contact the store immediately.
2. This product is for home use only and not intended for commercial establishments.



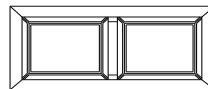
ASSEMBLY TIME

20 MINUTES

PARTS IDENTIFICATION

B1 (BOX 1)

A HEADBOARD PANEL



1PC

B LEFT HEADBOARD LEG



1PC


C RIGHT HEADBOARD LEG



1PC

B2 (BOX 2)

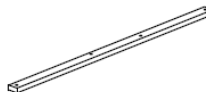
D FOOTBOARD



1PC

B3 (BOX 3)

E BED SLAT



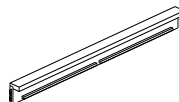
5PCS

F BED SLAT SUPPORT WITH LEVELER



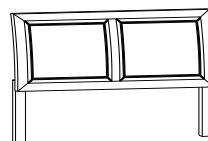
10PCS

G BED RAIL




2PCS

HB 200701KW(B1) *FROM BOX 1
HEADBOARD COMPLETE



1PC

D 200701KW(B2) FROM BOX 2
FOOTBOARD



1PC

ITEM: 200701KW (B1-B3)

ASSEMBLY INSTRUCTIONS

ASSEMBLY TIPS:

1. Remove hardware from box and sort by size.
2. Please check to see that all hardware and parts are present prior to start of assembly.
3. Please follow attached instructions in the same sequence as numbered to assure fast & easy assembly.



WARNING!

1. Don't attempt to repair or modify parts that are broken or defective. Please contact the store immediately.
2. This product is for home use only and not intended for commercial establishments.

HARDWARE IDENTIFICATION

Z-B1 (BOX 1) - HARDWARE PACK IS LOCATED IN 200701KW (B1)

1	BOLT (M6 x 35mm - BLK)		6PCS
---	----------------------------------	---	------

2	ALLEN WRENCH (M4 x 60mm - BLK)		1PC
---	--	--	-----

Z-B3 (BOX 3) - HARDWARE PACK IS LOCATED IN 200701KW (B3)

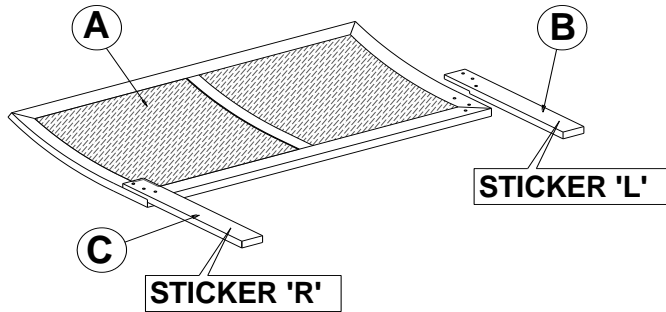
3	FLAT HEAD SCREW (M4 x 32mm - RBW)		10PCS
---	---	---	-------

NOTE:

Phillips head screw driver is required in the assembly process; however, manufacturer does not provide this item.

ASSEMBLY INSTRUCTIONS

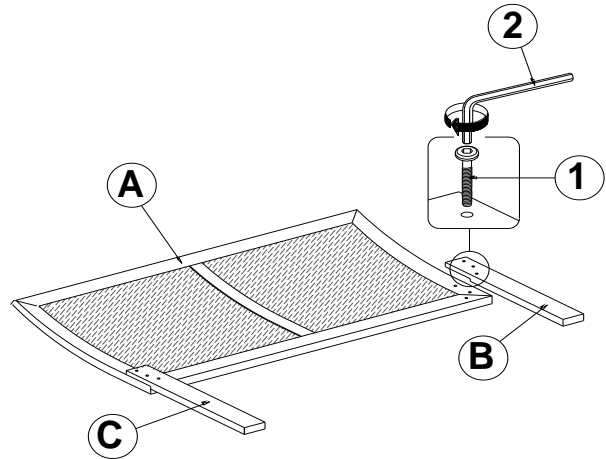
STEP 1



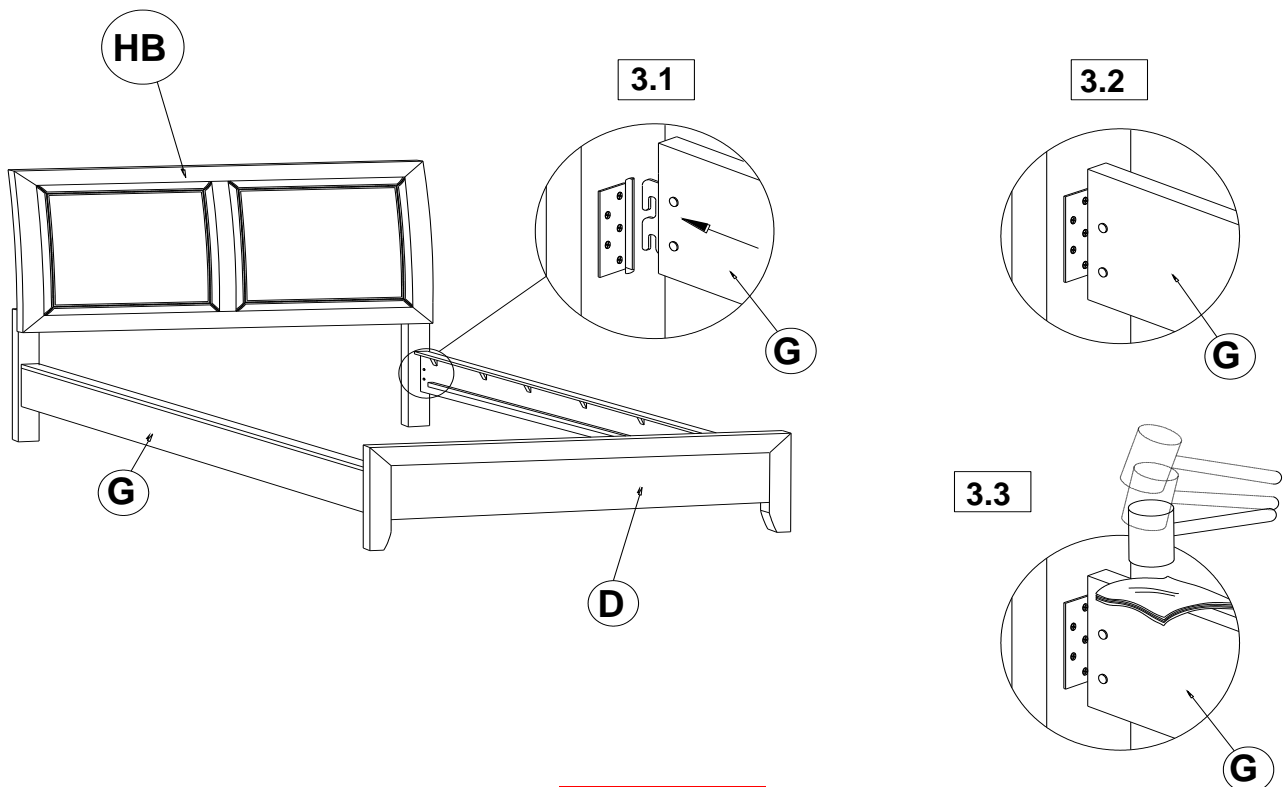
****BACK VIEW****

Note : Please put item on soft surface.

STEP 2

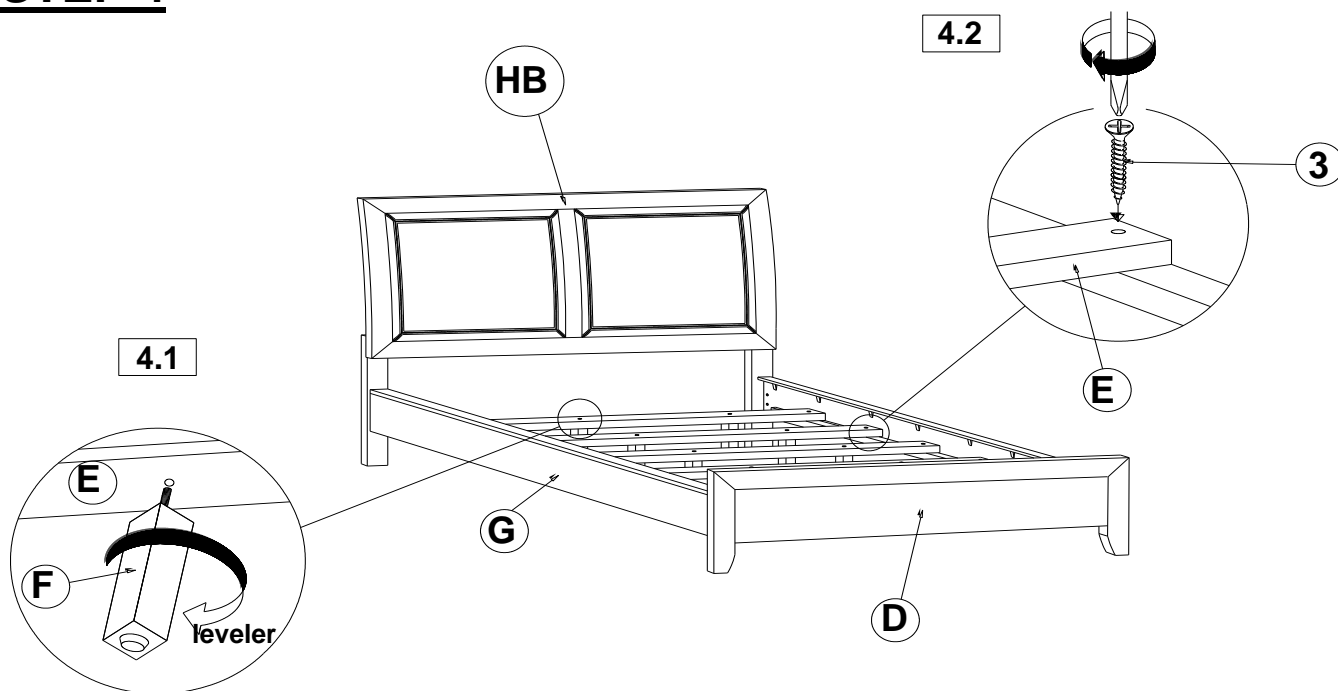


STEP 3

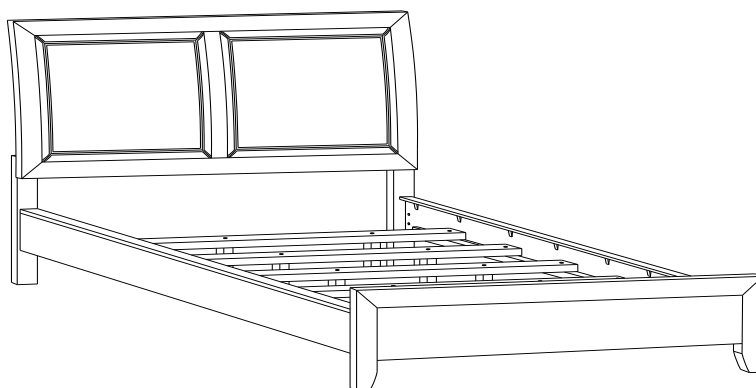


ASSEMBLY INSTRUCTIONS

STEP 4



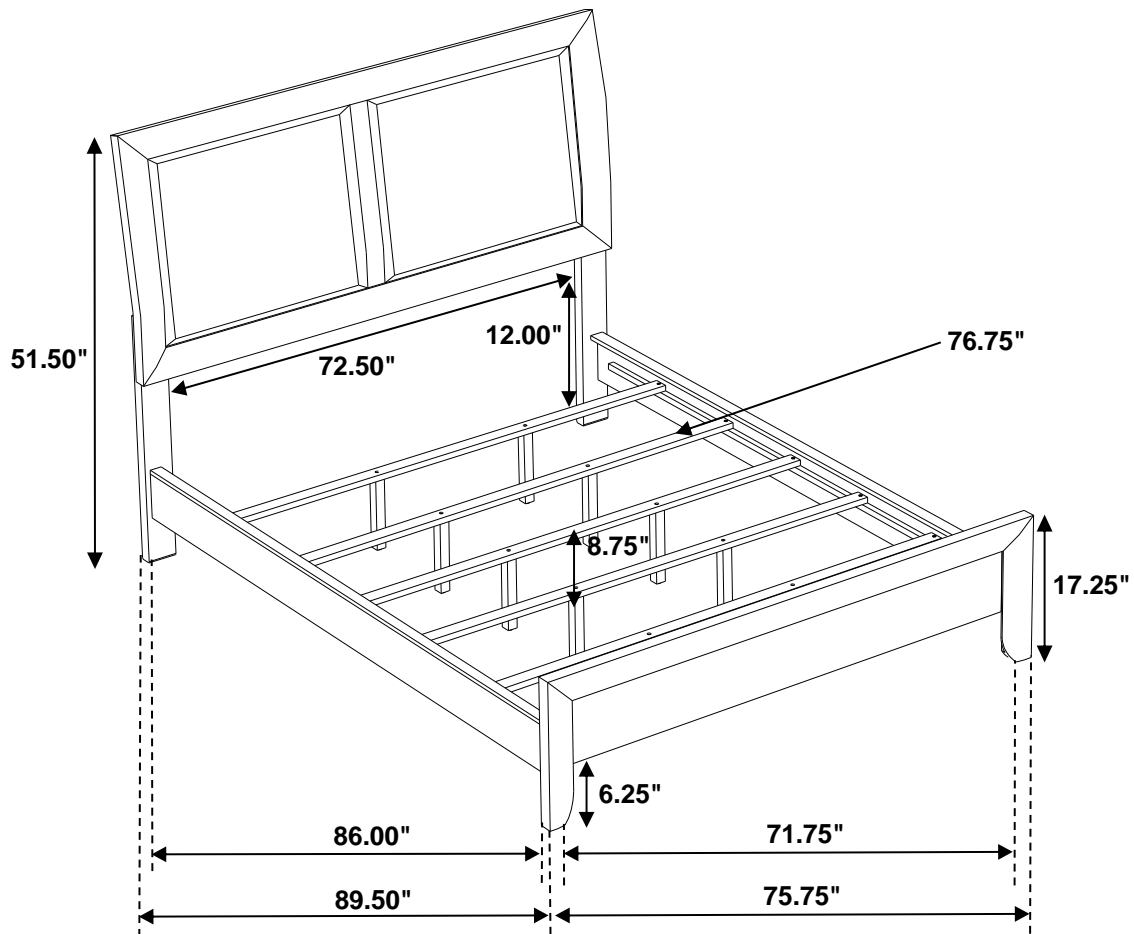
STEP 5
COMPLETE



ITEM: 200701KW (B1-B3)



Inner Size: 72.75"W x 86.00"D



Note : Dimension tolerance $\pm 5\%$