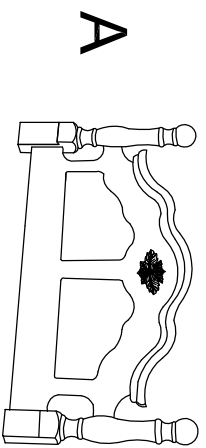


ASSEMBLY INSTRUCTION

E KING / C KING BED

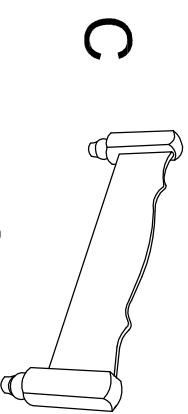
PARTS IDENTIFICATION




A HEADBOARD 1PC



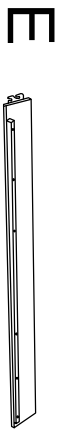
B LEGS 2PCS



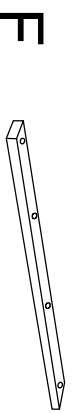
C FOOTBOARD 1PC



D BED POST 2PCS






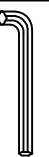

E SIDE RAIL 2PCS



F SLAT 4PCS



G SLAT SUPPORT 8PCS

NO	HARDWARE IDENTIFICATION	Q'TY
1	 BOLT	8 PCS
2	 FLAT WASHER	8 PCS
3	 LOCK WASHER	8 PCS
4	 ALLEN WRENCH	1 PC
5	 FLAT HEAD SCREW	8 PCS

