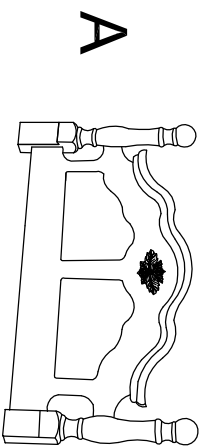


ASSEMBLY INSTRUCTION

QUEEN/FULL BED

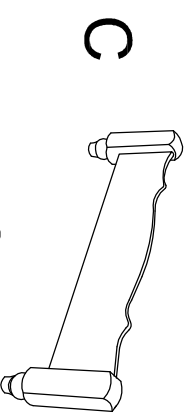
PARTS IDENTIFICATION




A HEADBOARD 1PC



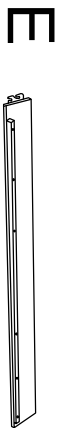
B LEGS 2PCS



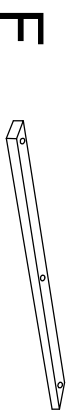
C FOOTBOARD 1PC



D BED POST 2PCS






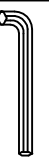

E SIDE RAIL 2PCS



F SLAT 4PCS



G SLAT SUPPORT 4PCS

NO	HARDWARE IDENTIFICATION		Q'TY
1		BOLT	8 PCS
2		FLAT WASHER	8 PCS
3		LOCK WASHER	8 PCS
4		ALLEN WRENCH	1 PC
5		FLAT HEAD SCREW	8 PCS

