




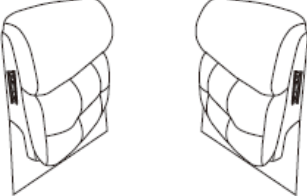


Assembly Instruction

DOUBLE RECLINING SOFA

ITEM NO.: 9980-3

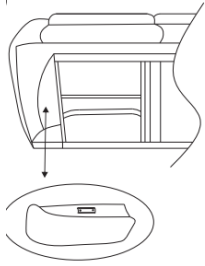
NOTE: Do not use power tools for assembly. Power tools increase the risk of over tightening which leads to splitting or cracking the wood.

COMPONENT LIST (SOFA)

NO.	DRAWING	QTY	DESCRIPTION
A		1	SEAT
B	 BL BR	2	BACK REST BL&BR
C		1	MIDDLE BACK REST
D	 DL DR	2	LEFT EAR & RIGHT EAR

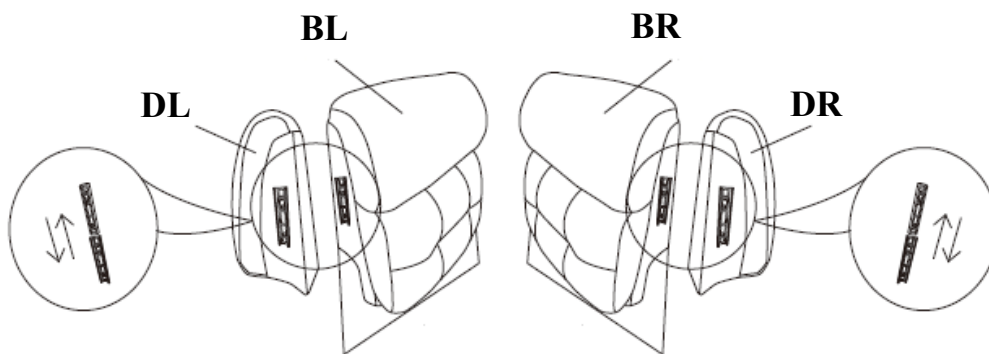
STEP# 1

LSF/RSF ear is stores in the bottom of the seat, please take out for assembly.



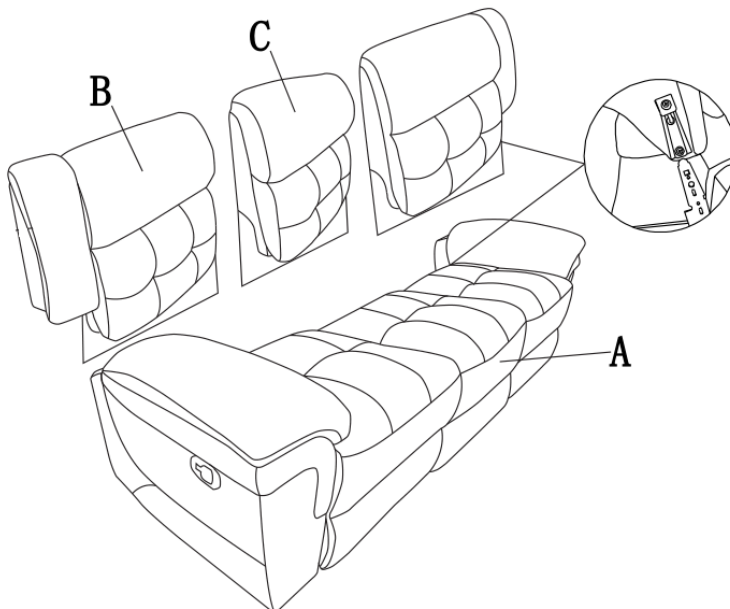
STEP# 2

Insert both ear to back rest.



STEP# 3

Align the female brackets at the back onto the male brackets at the seat, insert back rest to the seat and make sure it is fixed in position securely.



Care Instruction for Polyester Furniture.

In order to maintain the original appearance of your polyester furniture, please follow below simple care procedures:

- Avoid exposing furniture directly to sunlight or heating and air conditioning outlets. Sunlight and/or exposure to heating and air conditioning outlets will fade/damage polyester. Do not place your fabric furniture too close to windows, radiators, or vents.
- Vacuum or wipe with a soft brush to remove dust.



For items use on wooden floor, hard surfaces or carpets, it is recommended to install protective pads under all legs and supports to avoid/prevent from damages/scratches and discoloration.