

ASSEMBLY INSTRUCTIONS | NOBLE HIGH CHEST




IMPORTANT: This unit requires at minimum 2 people to assemble



DO NOT USE A DRILL FOR ASSEMBLY



PARTS CHECKLIST

A		Wooden Dowels (8 pcs)
B		Screws for Feet (4 pcs)
C		Screws for Handles (10 pcs)

Step 1

Turn the chest on its back and attach the feet. Remove the drawers to complete this step.

Step 2

Attach the Drawer Handles

